



## Let us Read

It was a pleasant evening. Aarav and Ananya were sitting with their Chachi. They saw a picture of a fort in the newspaper.

**Aarav** : Chachi! Do you know the name of this fort? It looks so grand.

**Chachi** : *(with a twinkle in her eye)* Come here! Sit down. Well, the fort in the picture is the majestic Maheshwar. It was built long ago by Queen Ahilya Bai. This fort is famous for its overhanging balconies.

**Aarav** : *(excited)* A queen and her fort? Overhanging balconies?

**Ananya** : That is exciting! A real queen built the Maheshwar Fort?

**Chachi** : *(smiling)* Yes, dear! Queen Ahilya Bai ruled over Maheshwar, a place in Madhya Pradesh.

\* *Chachi*: Paternal aunt





This place is just 95 kilometres away from Indore. She was a warrior queen who ordered to build a strong and beautiful fort on the banks of the Narmada River. This Queen had the fortress built on a hill, and from there, she could see her entire kingdom of Maheshwar. This fort is also known as Ahilya Fort.

**Aarav** : What was Queen Ahilya like as a ruler?

**Chachi** : She belonged to the great Holkar family, who ruled the kingdom.

She protected her people and built temples, schools, and wells. The fort she built has overhanging balconies that seem to float in the air. She ruled with



kindness and wisdom and people loved her. A 13-foot tall statue of Queen Ahilya Bai stands even today in front of the palace, like a guardian watching over her land.

**Aarav :** *(together)* Tell us more about the fort, Chachi, and Ananya

**Chachi :** *(smiling)* Ah, yes. The fort is known for its unique style of construction and grand staircases. It was made of special red stones brought from Gujarat and Rajasthan.


**Ananya :** *(fascinated)* Can we go there, Chachi? Can we see it?

**Chachi :** Why not? You will enjoy visiting the fort. You know, the fort is on a hill, overlooking the town of Maheshwar on one side and the Narmada River on the other. There are many beautifully designed temples near the fort.

**Ananya :** *(excitedly)* And what else, Chachi? Is there more?

**Chachi :** Yes, there's something special you will love! The people of Maheshwar are known for weaving the famous Maheshwari sarees.

They are made from cotton and silk, and the designs are so unique.



**Aarav** : *(enthusiastic)* So, the fort has overhanging balconies, statues, and temples! It seems like an interesting place to visit.

**Ananya** : Let us visit Maheshwar one day.

**Chachi** : Why not? Let's plan a visit soon. The fort is waiting for you to discover its secrets. One day, we shall explore it together.



## NEW WORDS

fort majestic overhanging balconies ruler unique



### Let us Think

#### A. Answer the following.

1. Who was Ahilya Bai?
2. Where is Maheshwar Fort located? What makes its location special?
3. What materials were used to build Maheshwar Fort, and where did they come from?
4. What does the statue of Queen Ahilya Bai in front of the palace represent?



## B. Think and discuss.

1. Aarav and Ananya get excited about visiting Maheshwar Fort. What do you think makes historical places like this interesting?
2. If you were Aarav or Ananya, what part of the fort would you be most excited to see—the overhanging balconies, the statue, or the temples? Why?



## Let us Learn

- A. The words “smiling”, “grinning”, and “laughing” have similar meanings.

Example:

- happy, joyful, cheerful
- brave, bold, fearless

Given below are sets of words that have similar meaning along with a word that does not fit the group. Circle the odd one out.

1. sad, unhappy, tearful, thrilled
2. talk, discuss, kind, speak
3. noisy, quiet, silent, calm
4. cotton, wooden, silk, woollen



Find out two such sets of words and write them below.

- ....., ....., .....
- ....., ....., .....

B. Read the word 'design' aloud. What did you observe?

The letter 'g' is silent.

Now, read the following words. Underline the words that have a silent 'g' letter.

sign light goat night sing  
sugar king high magnet

C. Match the following.

A		B	
1. Kindness	( )	a) Being wise	
2. Bravery	( )	b) Being royal	
3. Wisdom	( )	c) Being special	
4. Majestic	( )	d) Being devoted	
5. Unique	( )	e) Being strong	
6. Fierce	( )	f) Being kind	
7. Dedicated	( )	g) Being brave	



## Let us Listen

Listen to your teacher narrating the following passage.

The Maheshwari sarees were originally made of pure silk, but cotton yarn was later introduced. As they gained popularity the handloom weaving tradition in Maheshwar began.

These sarees are famous for their unique reversible borders and *pallus*, showcasing a blend of cotton and silk threads. They are traditionally made in colours like peacock blue, bright yellow, forest green, and an Indian red dye called *Aal*.

Today, Maheshwari sarees are available in both national and international markets.



Arrange the following sentences in the order in which they appear in the passage.

- Later, Maheshwari sarees are made with a blend of silk and cotton. { }
- Today, these sarees are available both in India and other countries. { }
- The weavers originally used pure silk. { }
- The sarees are famous for their reversible borders. { }






## Let us Speak

- A. Find out from the elders of your home and your locality about any historical place that is there in your town or nearby. You may consider more than one place too! Collect information and pictures of that place and present it to the class.

Your presentation must include:

- Name of the place
- Name of the monument
- Historical people associated with that monument
- Special features of that monument
- How the monument is connected to the people (emotionally)
- Any other relevant information.



- B. Complete the following passage with suitable Articles (*a*, *an* and *the*)

Once upon ..... time, there live ..... monkey on ..... oak tree. One day, ..... monkey saw ..... old man with ..... bag. .... naughty monkey snatched the bag. Inside ..... bag was .....



apple, ..... pear, ..... olive and ..... carrot.  
It gave ..... pear to ..... elephant and .....  
carrot to ..... bear.

It kept ..... olive and ..... apple inside .....  
empty box. While ..... monkey slept, ..... dog  
found ..... apple and stole it. The monkey was  
left with only ..... olive to eat.



### Note to the Teacher

- Revise the concept of 'a' and 'an'.
- We use 'the' when we talk about something specific.

Example:

- It gave the pear to an elephant. (here, we are specifically talking about pear)
- It gave the carrot to a bear. (here, we are specifically talking about carrot)



### Let us Write



- Imagine you are visiting Maheshwar Fort with your family. Write a short description of what you see and feel as you explore the fort's balconies and temples.**
- Based on the facts that you have learnt in the lesson, write a short paragraph on the Maheshwar Fort.**






## Let us Do


- I. Draw a template of a puzzle like this on thick chart paper/ cardboard.



- II. On the back side of the puzzle draw a picture of a fort like this.



- III. Cut the puzzle using child-friendly scissors along the lines to separate into puzzle pieces.



- IV. Mix the puzzle pieces and try rearranging them into a fort. Play with your friends.



## SELF ASSESSMENT 2

You may select more than one box for each point.

1. I can recite the poems with gestures:

- By myself
- In a group
- By repeating after my teacher
- None of the above. I like reading poems quietly

2. I can understand the new words:

- By using a dictionary
- After listening to my teacher's explanation
- By reading with my classmates in groups
- By reading the entire sentence again
- By looking at the pictures

3. I can answer the questions:

- In my mother tongue
- In English
- In English with a few words of my mother tongue
- In my mother tongue, with a few words of English

4. I can write:

- By myself
- After following my teacher's instructions
- After reading my friends' work
- With my teachers'/friends' help

5. I was able to do all the activities:

- By myself
- With the help of my teacher
- With the help of my classmates
- With the help of my family members


**Note  
to the  
Teacher**

- The assessment sheet should be filled by the learners.
- Teachers may include this as a part of their learners' progress trajectory.